
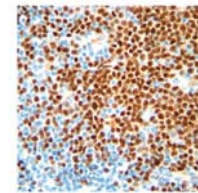


# Produktübersicht 2021

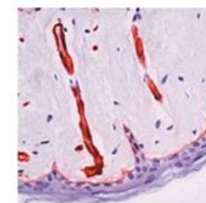


## Antibodies for the Research Disciplines:

- Angiogenesis
- Apoptosis
- B-Cell
- Cancer and Tumor Biology
- Cell Adhesion
- Cell Cycle
- Cytokines
- Cytoskeletal Proteins
- DNA Repair
- EGFR Family
- Enzymes
- Epitope Tags
- Extracellular Matrix
- G Protein-Coupled Receptors
- Growth Factors
- Hematopoietic
- Immunoglobulins
- Infectious Disease
- Inflammation
- Junction Protein
- Muscle Biology
- Negative Controls
- Neuroscience
- Nuclear Receptors
- Oncogenesis
- Proteases and Inhibitors
- Signal Transduction
- Steroid Hormones
- Stress Response
- T-Cell
- Transcription Regulation



Western Blot  
Human Cells -23  
Cat. No. MS-727-P



### ULTRAVISION

- Primary Detection Systems for Immunohistochemistry
- Epitope Recovery Products, Blocking Reagents

Kontaktieren Sie uns für weitere Informationen oder besuchen Sie  
unsere Homepage [www.dunnlab.de](http://www.dunnlab.de)

## Available Standard Product Formats

### MONOCLONAL CATALOGUE NUMBERS:

XX-####-P (-B) -- 200 µg in 1,0 ml  
XX-####-P1 (-B1) -- 100 µg in 0,5 ml  
XX-####-P0 (-B0) -- 20 µg in 0,1 ml

XX-####-PABX -- 200 µg in 200 µl  
XX-####-P1ABX -- 100 µg in 100 µl

XX-####-S -- 1,0 ml  
XX-####-S1 -- 0,5 ml  
XX-####-S0 -- 0,1 ml

XX-####-A -- 1,0 ml  
XX-####-A1 -- 0,5 ml  
XX-####-A0 -- 0,1 ml

XX-####-R7 -- 7,0 ml  
XX-####-R1 -- 1,0 ml

XX = MS, RT, RM, or HM

### SUPPLIED AS:

Ascites, concentrated, column purified, in 10 mM PBS (pH 7,4) with 0,09 % Sodium Azide and 0,2 % Bovine Serum Albumin. "B" indicates that the product is labeled with biotin.

Ascites, concentrated, column purified, in 10 mM PBS (pH 7,4). (Without BSA and Sodium Azide).

Tissue culture supernatant, concentrated, with 0,09 % Sodium Azide.

An unspecified amount of purified immunoglobulins, concentrated, in 10 mM PBS (pH 7,4) with 0,09 % Sodium Azide and 0,2 % BSA.

Ready-to-use, concentration optimized for immunohistochemical staining on formalin-fixed, paraffin-embedded tissue sections.

### POLYCLONAL CATALOGUE NUMBERS:

XX-####-P -- 1,0 mg or 200 µg in 1,0 ml  
XX-####-P1 -- 0,5 mg or 100 µg in 0,5 ml  
XX-####-P0 -- 0,1 mg or 20 µg in 0,1 ml

XX-####-PABX -- 1,0 mg in 1,0 ml  
XX-####-P1ABX -- 0,5 mg in 0,5 ml

XX-####-A -- 1,0 ml  
XX-####-A1 -- 0,5 ml  
XX-####-A0 -- 0,1 ml

XX-####-R7 -- 7,0 ml  
XX-####-R1 -- 1,0 ml

XX = RB or GT

### SUPPLIED AS:

Antisera, purified, in 10 mM PBS (pH 7,4) with 0,09 % Sodium Azide and 0,2 % Bovine Serum Albumin. "B" indicates that the product is labeled with biotin.

Antisera, purified, in 10 mM PBS (pH 7,4). (Without BSA and Sodium Azide).

Antisera, unspecified amount of immunoglobulins, concentrated, in 10 mM PBS (pH 7,4) with 0,09 % Sodium Azide and 0,2 % BSA.

Antisera, Ready-to-use, concentration optimized for immunohistochemical staining on formalin-fixed, paraffin-embedded tissue sections.

"XX" above is used to represent the host species or the product type. "RT-" at the beginning of each catalogue number indicates that the host is Rat, "MS-" = Mouse, "HM-" = Hamster, "GT-" = Goat, "RB-" = Rabbit Polyclonal, and "RM-" = Rabbit Monoclonal. "NC-" indicates a negative control for immunohistochemistry.

**TRIAL SIZE ANTIBODIES** - small amount of antibody available for a small price!

A lot of antibodies are **IVD/CE** marked and updated constantly.